
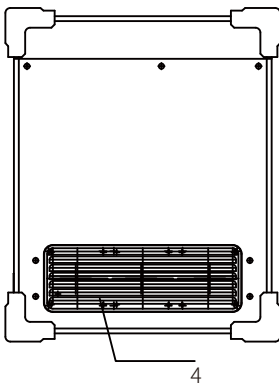
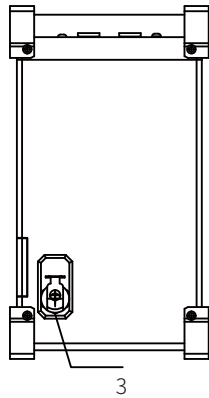
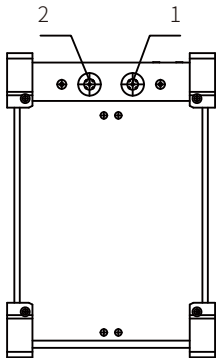




## Portable Hydrogen-powered Power Supply 60W



### Output Connector Type



1. DC 12~18 V Output Connector (w/LED indicator light) Port Type: 5.5 x 2.1 mm (female) / 8 mm (male) DC socket

2. DC 24 V Output Interface (w/LED indicator light) Port Type: 5.5 x 2.1 mm (female) / 8 mm (male) DC socket

3. Hydrogen Gas Input Connectors are D6 self-closing quick connections.

4. System Air Exhaust Outlet  
This outlet should not be completely blocked, as it affects internal cell stack cooling.

5. Cell Stack Hydrogen-side Exhaust/  
Water Outlet Emissions are intermittent, and connectors are D6 quick connections.

## Technical Parameters

Power Characteristics	Fuel Cell Max. Continuous Power	60W( not incl. self-consumption or net output)
	Output Voltage	DC 24 v/DC12~18V
	Fuel Cell System Dimensions	168×115×204mm
Other Characteristics	Weight	2kg
	Hydrogen Input Pressure	0.7Bar±0.25Bar(10PSI±3PSI)
	Hydrogen Consumption Rate g/h @ 100W	100W 5g/h
Environmental Operating Conditions	Start-up	-25°C to 55°C
	Temperature	-30°C to 55°C
	Working Temperature	-50°C to 70°C
	System Lifespan	>2000h
Hydrogen Gas Storage (optional, based on user requirements)	Volume	3.5L
	Weight	<2kg
	Internal Pressure	35MPa
	Output Pressure	0.7Bar±0.25Bar(10PSI±3PSI)
	Energy Storage	1000 Wh (50 W operating for 20 h)

